



At Home Learning Resources

Kindergarten - Week 6

Content	Time Suggestions
Literacy Instruction (Watch a mini lesson, and/or complete online learning)	10-20 minutes daily
Reading (Read books, watch books read aloud, listen to a book)	At least 20 minutes daily (Could be about science, social studies, etc)
Writing or Word Work or Phonics/Vocabulary	20-30 minutes daily
Math	30 minutes daily
Science	45 minutes per week
Social Studies	30 minutes per week
Arts, Physical Education, or Social Emotional Learning	30 minutes daily

These are some time recommendations for each subject.
 We know everyone's schedule is different, so do what you can.
 These times do not need to be in a row/in order,
 but can be spread throughout the day.

Your child can complete any of the activities in weeks 1-5. These can be found on the Lowell Public Schools website: <https://www.lowell.k12.ma.us/site/Default.aspx?PageID=3805>

This week continues the focus on poetry. Your child can read the first few poems “My Fat Cat,” “My Hen,” and “My Pig” on their own. Remind them to sound out the words and use the words they know by sight.

Your child may need help with the fish poems. They can read the poems and draw a picture to show what the poem means. Then your child can write their own fish poems. Children can read these poems over and over. Enjoy!

MY FAT CAT

I have a fat cat,
who wears a red hat.

He wears a red hat
and sits on his mat.

He wears a red hat
and chases the cat.

I have a fat cat,
who loves his red hat.

-at




MY HEN

I have a hen,
that sits on my den.

I have a hen,
she sits on my pen.

My friend has ten,
ten hens in his pen.
My friend lost a hen,
she's inside my den!



-en

MY PIG

My pig will dig.
He will dig in the mud.
My pig will dig
and put on his wig!

My pig in his wig
will dig, dig and dig.
My pig in his wig,
dug a hole so big!

-ig



Name

Fish

Fish have fins

And fish have tails.

Fish have skin


Concealed by scales.

Fish are seldom

Seen on land.

Fish would rather

Swim than stand.



Name

Goldfish

Goldfish, goldfish
Swimming all around
Goldfish, goldfish
Never makes a sound.
Pretty little goldfish
Never can talk.
All it does is wiggle
When it tries to walk!



Name

Aquarium by Valerie Worth

Goldfish

Flash

Gold and silver scales;

They flick and slip away

Under green weed-

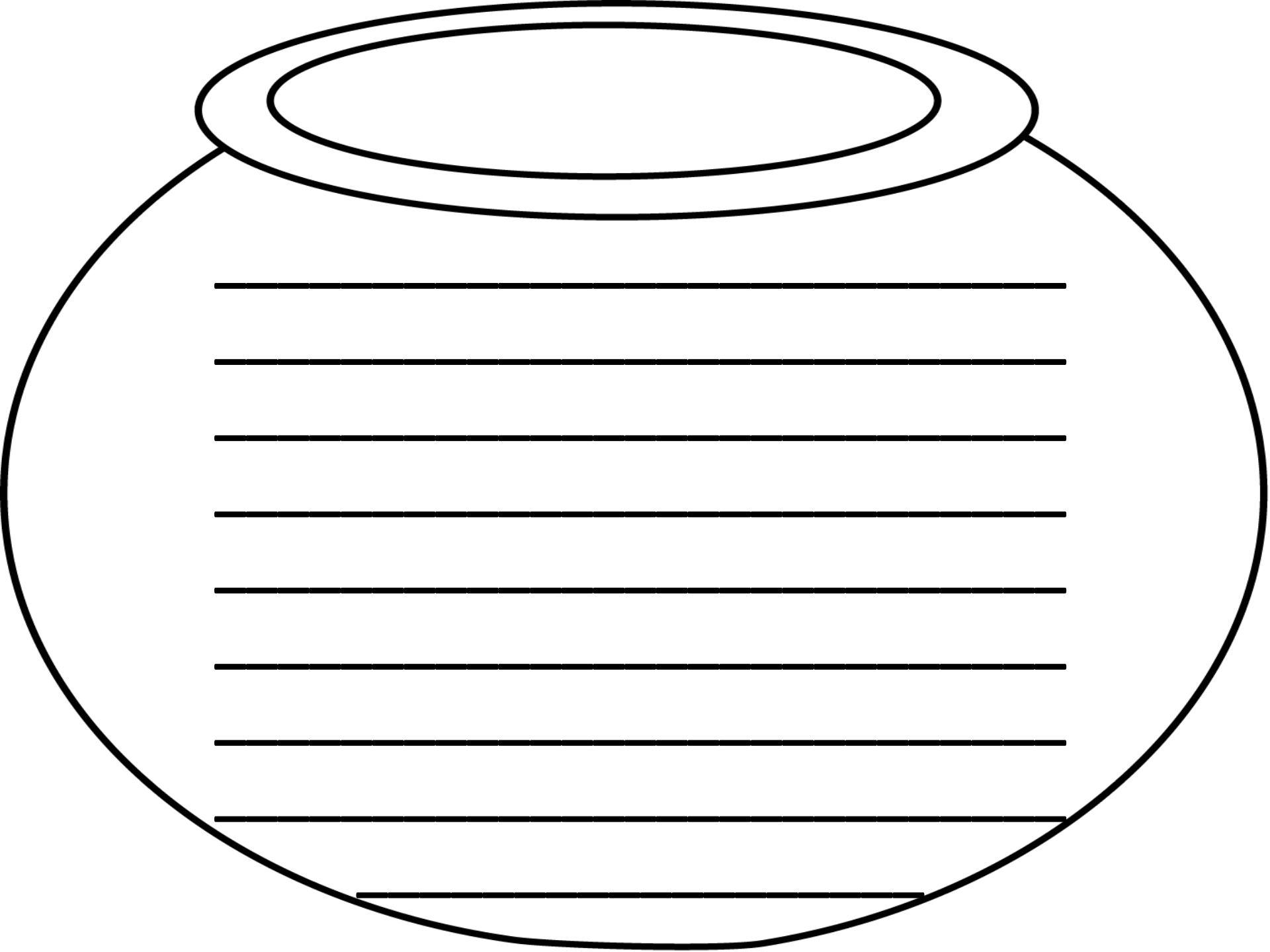
But round brown snails

Stick

To the glass

And stay.





Application Problem

Read

Draw 5 triangles. Then draw more squares than triangles and write the number. Fill in the sentences.

<p><u>Draw</u> Draw 5 Triangles</p>	<p>Draw more squares than triangles.</p> <p>_____ squares</p>
---	---

Write

_____ is more than 5.

5 is less than _____.

Application Problem

Read

Draw 7 circles. Then draw fewer (less) squares than circles and write the number. Fill in the sentences.

Draw

Draw 7 circles

Draw fewer (less) squares than circles.

_____ squares

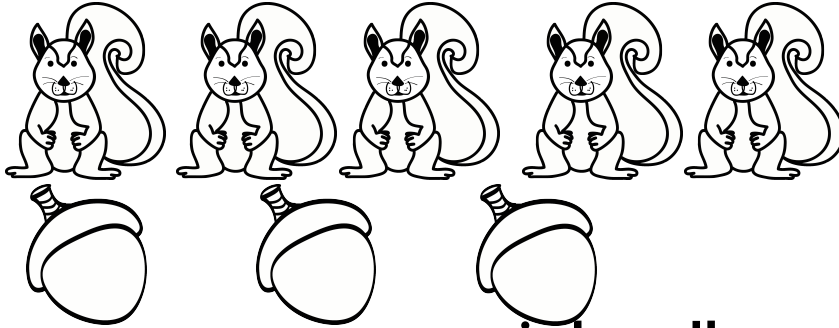
Write

_____ is less than 7.


7 is more than _____.

Count the Sets


Count how many objects there are and write it in the box. Then, color in the set that has LESS. Finish the sentence below.



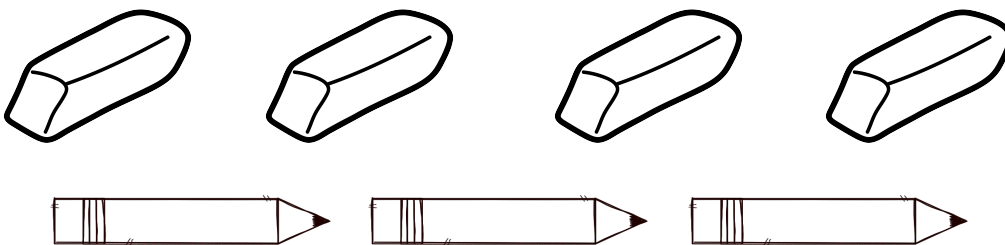
_____ is less than _____



_____ is less than _____



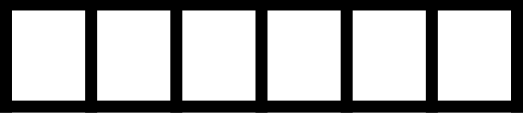















_____ is less than _____



_____ is less than _____

Count and Color






Count how many cubes are in each tower and write the number. Color in the tower that has MORE.

 ○	 ○
 ○	 ○
 ○	 ○
 ○	 ○
 ○	 ○
 ○	 ○
 ○	 ○
 ○	 ○

Show *one* Less








Count the dice and draw ONE LESS picture than what is on the dice.



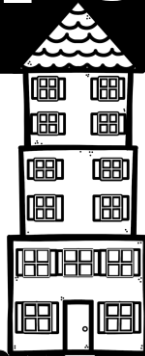
Add one *and* Circle

Add one object in each box. Count and circle the correct number to match.


 1 2 3 4 5	 1 2 3 4 5
 1 2 3 4 5	 1 2 3 4 5
 1 2 3 4 5	 1 2 3 4 5
 1 2 3 4 5	 1 2 3 4 5

Optional STEM Challenge

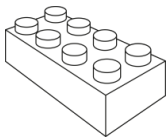
Make a tall tower.



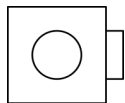
MATERIAL OPTIONS



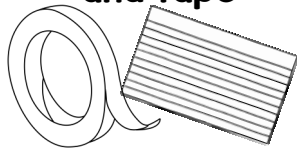
building bricks



linking cubes



index cards and tape



mini cups



wooden planks




magnetic blocks



RESOURCES

STRONG TRIANGLES



TALLEST BUILDINGS IN THE WORLD



SKYSCRAPERS



CUP TOWERS

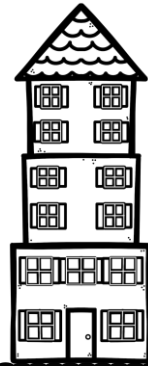
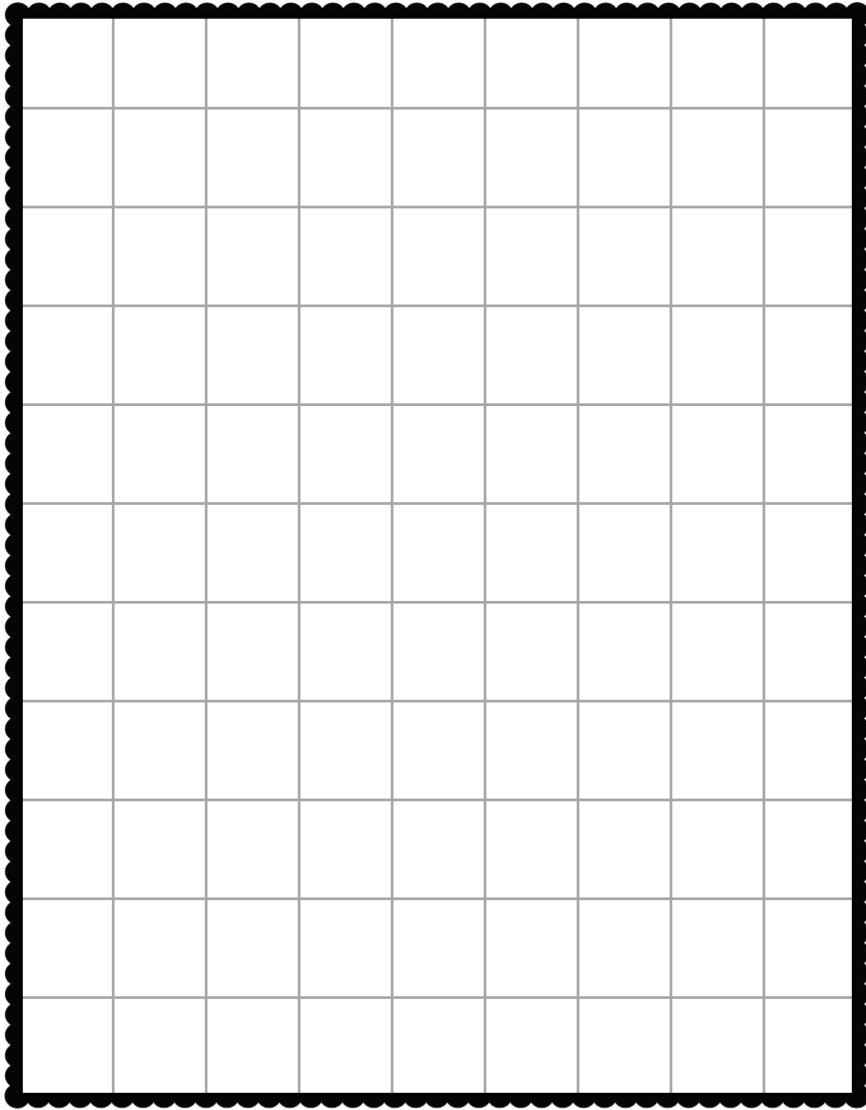


TALL TOWER

Maker Station Creation

Name: _____

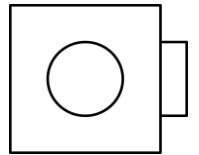
Blueprint




MATERIALS

How tall is your tower?

_____ cubes



Color the shapes that you used.





<https://www.generationgenius.com/?share=5E71F>

DIY ACTIVITY

BIRD FEEDER GRADES K-2

SUMMARY

- Make a bird feeder and observe birds eating seeds!
- Time Required: 20 minutes
- Difficulty: Easy
- Cost: \$0-10

PROCEDURE

AS A CLASS, WATCH THE *GENERATION GENIUS ANIMALS NEED FOOD VIDEO*.

1. Pour bird seed into a container.
2. Put some honey onto the outside of a toilet paper tube.
3. Use the spoon to thinly coat the entire surface of the tube.
4. Roll the tube in the bird seed so that it gets covered in seeds.
5. Cut a piece of string about as long as your arm.
6. Insert the string into the tube and tie it in a loop.
7. Hang the bird feeder on a tree outside and watch the birds eat the seeds.

WHAT IS GOING ON HERE?

Just like all animals, birds need food. When they smell and see the seeds, they will fly over and pull some off. If you place the tube by a tree near a window, you can watch them without scaring them. Birds have a harder time finding seeds in the winter months, especially if there is snow. Bird feeders can help birds get the food they need during this time.

MATERIALS NEEDED

- Bag of bird seed
- Plastic spoon
- Bottle of honey
- Plastic container
- Toilet paper tube
- Pair of scissors
- Piece of string (2 ft)

Kindergarten – Social Studies


What does it mean to be responsible?

Read Aloud: *“I’ll Do It!” Taking Responsibility* by Brian Moses and Mike Gordon

<https://www.youtube.com/watch?v=YpJKWcl6CL8>


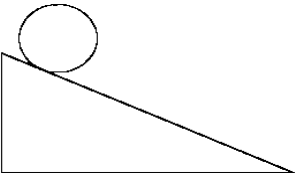

After watching the read-aloud, talk with someone about ways you can be responsible in your home or school.

Draw a picture below of you doing something to be responsible.



ESL at Home Gr. K-2 Weeks 5-6


Use notebook paper to complete these activities. Do one each day!

Monday	Tuesday	Wednesday	Thursday	Friday
<p>Who is your favorite book or movie character? Write or draw what would happen if you met them in real life.</p>	<p>Look at the food in your home. Create a silly pretend menu for lunch. Example: Cheez-it and syrup sandwich with tuna fish juice.</p>	<p>Can you unscramble these animal names?</p> <p>caro rwmo cnaotu rumle</p>	<p>Write or draw a list of your family's favorite foods.</p> 	<p>Create your own superhero. Draw and label a costume and superpowers.</p>
Monday	Tuesday	Wednesday	Thursday	Friday
<p>Use boxes or books to create a ramp. Find five things to roll down the ramp.</p> 	<p>What is in your neighborhood? Draw and label a map of the homes and streets around you.</p>	<p>Take a walk in your neighborhood. Count the number of doors and windows you see.</p>	<p>Tally the shoes in your house. Who has the most? Who has the least?</p> 	<p>Choose two animals, like a horse and an alligator. Imagine what they would look like if they were put together. Draw it!</p>

My name is _____

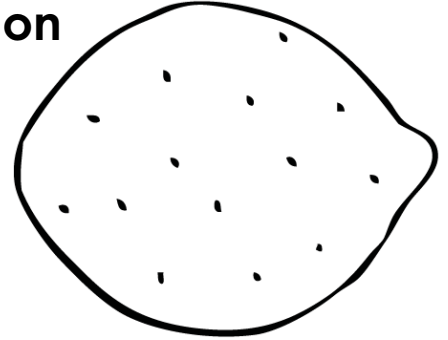


Color the fruit

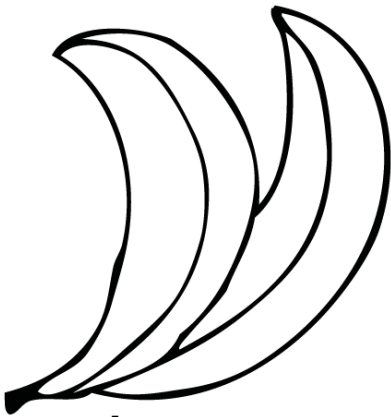



melon

lemon





pineapple




bananas

strawberry



grapes



apple

orange

